

**COE Office of Grants and Contracts
Semi-Annual External Funding Report
7/1/11 - 12/31/11**

<u>Acct#</u>	<u>PI</u>	<u>Co-PI</u>	<u>Granting Agency</u>	<u>Title of the Grant</u>	<u>Funding</u>	<u>IDC %</u>	<u>Funding Type</u>
15200-G221	B. Field		SC Center for Teacher Recruitment	Teacher Cadet Program	\$750		State
15200: Dean's Office Total					\$750		
15210-LP14	J. Mensch		Cardinal Newman High School	GA: Erin Vines	\$18,500	0.0	Other
15210-LP15	J. Mensch		Heathwood Hall Episcopal School	GA: Ashleigh Wilkes	\$18,500	0.0	Other
15210-LP16	J. Mensch		Atlantic Coast Orthopaedic Resources, Inc.	GA: Nina Szemis	\$20,000	0.0	Private
15210-HP18	J. Mensch		Newberry County School District	GA: Caleb Lott and Greg Shedd	\$39,000	0.0	Local Government
15210-LP19	J. Mensch		Lee County School District	GA: John Stavarnakis	\$20,000	0.0	Local Government
15210-LP18	J. Mensch		Hammond High School	GA: Sonya Fuemmeler	\$18,500	0.0	Private
15210-HP19	J. Mensch		Richland County School District One	GA: Mark Hilla, Jared Gogel, Jenna Charles, Bri Gomez, Victoria Stanislawski	\$48,500	0.0	Local Government
15210-KA07	J. Mensch	A. Gainey; K. Price	SC Research Foundation (SCRF)	MGS: The Presence of Methicillin Resistant Staphylococcus Aureus (MRSA) in Collegiate Football Players and Football Equipment	\$5,000	0.0	USC Internal
15210-KA08	T. Torres-McGehee	M. Macklin; D. Minton	SC Research Foundation (SCRF)	MGS: Effects of Deep Oscillation Therapy on Delayed Onset Muscle Soreness Symptoms Associated with Eccentric Exercise	\$2,500	0.0	USC Internal
15210-KA09	T. Torres-McGehee	E. Mulligan; V. Winn; D. Minton	SC Research Foundation (SCRF)	MGS: Eating Disorders Characteristics, Female Athlete Triad, and the Effects on Fluid Balance in Collegiate Dancers	\$4,500	0.0	USC Internal
15210-FA05	T. Torres-McGehee		(Subaccount under School of Public Health grant) US Army Medical Research Acquisition Activity/US Department of Defense	Ft. Jackson Identifying Health Barriers Project: Soldier Health Promotion to Examine and Reduce Health Disparities (SHPERHD)	\$8,595	44.0	Federal
15210: Physical Education & Athletic Training Total					\$203,595		

COE Office of Grants and Contracts
Semi-Annual External Funding Report
7/1/11 - 12/31/11

<u>Acct#</u>	<u>PI</u>	<u>Co-PI</u>	<u>Granting Agency</u>	<u>Title of the Grant</u>	<u>Funding</u>	<u>IDC %</u>	<u>Funding Type</u>	
15230-LP24	J. Bloom		Columbia College	GA: Kimberly Caudle, Elaine Lewis, Leslie West, Mckinlaye Harkavy	\$48,300	0.0	Other	
15230-LX00	K. Chaddock		Lexington County School District One	OEO: M.Ed. in Educational Administration	\$232,408	0.0	OEO: Local Government	
15270-GA15	D. Monrad		SC General Assembly	An Investigation of Technical Issues Related to the South Carolina Accountability System	\$75,008	0.0	State	
15270-GL01	D. Monrad		SC Department of Education	Provision of School Climate Profiles for the Palmetto Priority Schools	\$48,500	0.0	State	
15270-FA02	D. Monrad	R. Johnson	Richland County School District Two	Evaluation of Richland School District Two's International Baccalaureate Continuum	\$160,000	8.0	Federal	
15270-GL02	D. Monrad	T. Dickenson	SC Department of Education	Evaluation of the 2011 Summer Reading Project	\$39,400	8.0	State	*Total award amount is \$69,700. \$30,300 of the award is under subaccount #15290 GL43
15230-KA01	D. Stevick	C. Brzorad	SC Research Foundation (SCRF)	MGS: Against All Odds: the Psychology behind the Czech Rebellion against Soviet Occupation	\$2,500	0.0	USC Internal	
15230/15270: Educational Leadership & Policies Total					\$606,116			
15240-FL06	K. Marshall	M. Yell; E. Drasgow	US Department of Education	Preparation of Leadership Personnel: Project SPEARTIP	\$199,216	8.0	Federal	
15240-FL05	D. Gibson	M. Yell; E. Drasgow; A. Lowrey	US Department of Education	Preparing School Counselors as Related Service Providers for Children and Youth Disabilities	\$199,844	8.0	Federal	
15240-FL04	E. Drasgow		US Department of Education	Preparation of Leadership Personnel: Project PALEEIS	\$199,718	8.0	Federal	
15240-FL07	W. Brown	L. D'Amico	US Department of Education	Paraprofessionals Preservice Improvement Grant	\$149,147	8.0	Federal	
15240-GA15	W. Brown	F. Greer	SC Education Oversight Committee	Proposal to Education Oversight Committee for Follow-up Evaluation of the CDEPP Preschoolers in 3rd Grade in 2011-2012	\$21,642	0.0	State	
15240-FJ20	K. Marshall		SC Department of Education/US Department of Education	Project CREATE 2011-12	\$48,918	0.0	Federal	

COE Office of Grants and Contracts
Semi-Annual External Funding Report
7/1/11 - 12/31/11

<u>Acct#</u>	<u>PI</u>	<u>Co-PI</u>	<u>Granting Agency</u>	<u>Title of the Grant</u>	<u>Funding</u>	<u>IDC %</u>	<u>Funding Type</u>	
15240-FL08	C. Christle	M. Yell; E. Dickey	US Department of Education	USC Special Education Program Improvement Project (USC SEPIP)	\$206,532	8.0	Federal	
15240-FJ21	T. Plotner	K. Marshall; E. Drasgow	US Department of Education	Project POSTS: Preparation of Secondary Transition Specialists	\$157,217	8.0	Federal	
15240-GL09	W. Brown	L. D'Amico	SC Department of Education (First Steps)	Developing Community Indicators of School Readiness (SC First Steps)	\$40,242	13.6	State	*Total award amount is \$80,000. \$39,758 of the award is under subaccount #15290 GL44
15240-GL10	W. Brown	L. D'Amico	Clemson University/South Carolina First Steps	Early Childhood Workforce Survey - USC Subaward under Clemson University	\$6,036	0.0	State	
15240: Educational Studies Total					\$1,228,512			
15250-FL28	K. Vogler	R. Petrulis	Florence School District One/US Department of Education	Reading, Writing and Speaking about American History	\$175,758	24.0	Federal	*Total award amount is \$250,158. \$74,400 of the award is under subaccount 15290 FL16
15250-F421	M. Styslinger		National Writing Project Corporation/US Department of Education	National Writing Project	\$35,000	0.0	Federal	
15250-FL30	K. Vogler	T. Dickenson	Williamsburg County School District/US Department of Education	A Story to Tell: Teaching America's Past for America's Future	\$175,758	24.0	Federal	*Total award amount is \$250,158. \$74,400 of the award is under subaccount 15290 FL18
15250-FL22	J. Wilson		National Writing Project Corporation/US Department of Education	National Writing Project	\$35,000	0.0	Federal	
15250-FJ43	K. Welsh	A. Baum	SC Department of Social Services/US Department of Health and Human Services	South Carolina Program for Infant/Toddler Care - Infant-Toddler Specialist Network (2011-12)	\$838,303	8.0	Federal	
15250-GL35	E. James		SC General Assembly	Writing Improvement Network (WIN) 2011-12	\$182,761	0.0	State	
15250-KL05	D. Virtue		National Middle School Association	NMSA Contract 2011	\$31,311	0.0	Private/Other	

COE Office of Grants and Contracts
Semi-Annual External Funding Report
7/1/11 - 12/31/11

<u>Acct#</u>	<u>PI</u>	<u>Co-PI</u>	<u>Granting Agency</u>	<u>Title of the Grant</u>	<u>Funding</u>	<u>IDC %</u>	<u>Funding Type</u>	
15250-LX00	D. Stephens		SC Department of Education	OEO: EDUC R634L - Promoting School Success in Homeless and Other High Risk Students - Concepts and Strategies Summer II	\$7,000	0.0	OEO: State	
15250-FJ44	K. Welsh	A. Baum	SC Department of Social Services/US Department of Health and Human Services	Training and Special Events to Improve the Quality of Child Care for South Carolina Families 2011-12	\$391,181	8.0	Federal	
15250-FJ37	S. Thompson		Richland School District One/SC Department of Education/US Department of Education	WA Perry Afterschool Program 2011-12	\$16,909		Federal	*Additional funding of approx. \$33,818 pending
15250-HL04	E. Dickey		Richland School District Two	Student Assistance for RNE Afterschool Program	\$23,000	0.0	Local Government	
15250-LX00	G. Boutte		School District 5 of Lexington and Richland Counties	OEO: M.Ed. in Language and Literacy - Lexington-Richland District 5	\$128,304	0.0	OEO: Local Government	
15250-LX00	G. Boutte		Laurens School District 55	OEO: M.Ed. In Language and Literacy - Laurens District 55	\$149,688	0.0	OEO: Local Government	
15250-LX00	G. Boutte	D. Deford	Lexington County School District 2	OEO: EDRD R716 Sect 993 Fall 2011: Foundations of Reading Assessment	\$5,000	0.0	OEO: Local Government	
15250-LX00	G. Boutte	D. Deford	Lexington County School District 1	OEO: EDRD R716 Sect 994 Fall 2011: Foundations of Reading Assessment	\$5,000	0.0	OEO: Local Government	
15250-LX00	G. Boutte		Richland County School District 1	OEO: EDUC R632D Sect 991: Special Topics Teaching Algebraic Thinking (Elementary School Grades 3-5) Summer 2 2011	\$4,000	0.0	OEO: Local Government	
15250-LX00	G. Boutte		Richland County School District 1	OEO: EDUC R633E Sect 990 Fall 2011: Teaching Conceptually in Kindergarten - Grade 2	\$4,000	0.0	OEO: Local Government	
15250-LX00	G. Boutte		Richland County School District 1	OEO: EDUC R632L Sect 990 Fall 2011: Teaching Algebraic Thinking	\$4,000	0.0	OEO: Local Government	
15250-LX00	G. Boutte		Richland County School District 1	OEO: EDUC R632D Sect 990 Summer 1 2011: Special Topics Teaching Algebraic Thinking (Middle School)	\$4,000	0.0	OEO: Local Government	

COE Office of Grants and Contracts
Semi-Annual External Funding Report
7/1/11 - 12/31/11

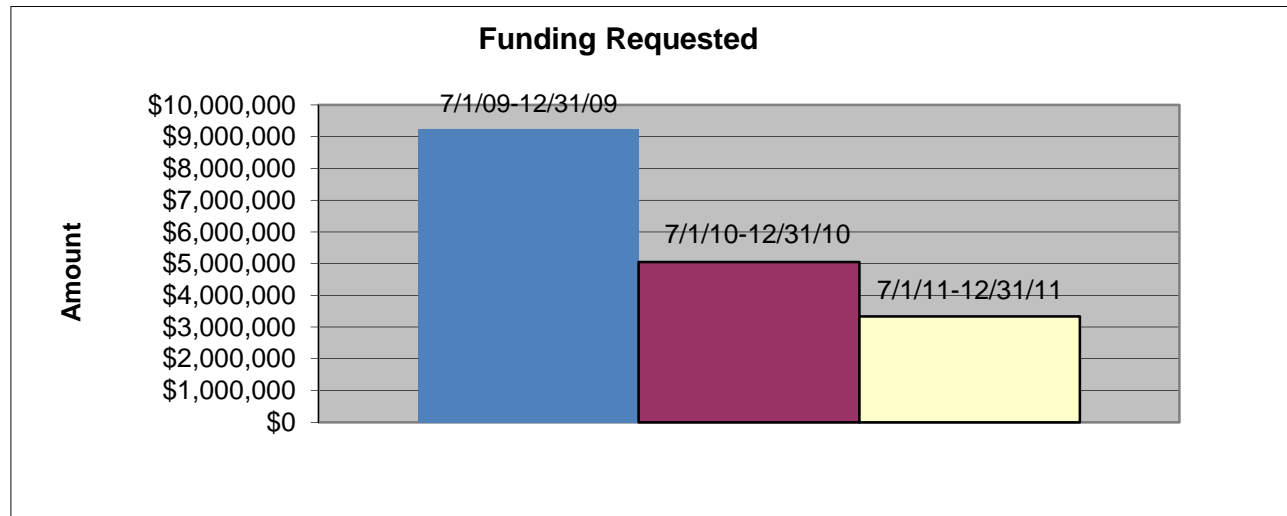
<u>Acct#</u>	<u>PI</u>	<u>Co-PI</u>	<u>Granting Agency</u>	<u>Title of the Grant</u>	<u>Funding</u>	<u>IDC %</u>	<u>Funding Type</u>	
15250-FA27	C. Lotter	B. Ely; S. Thompson	SC Department of Education/US Department of Education	SIMPLE: Science Inquiry through Modeling Pedagogy, Content Learning, and Evaluation 2011-12	\$274,080	8.0	Federal	*Total award amount is \$300,000. \$25,920 of the award is under subaccount number 15290-FA10
15250-FJ45	H. Knopf		SC Department of Social Services/US Department of Health and Human Services	Building a Statewide System for Inclusion (Ages & Stages Component)	\$204,281	8.0	Federal	
15250-FL27	K. Vogler		Lexington County School District 5/US Department of Education	Reading, Writing and Reasoning in American History Project	\$91,065	24.0	Federal	*Total award amount is \$134,465. \$43,400 of the award is under subaccount number 15290-FL14
15250-LX00	G. Boutte	V. Oglan	School District 5 of Lexington and Richland Counties	OEO: PD: EDRD R600 Sect 992 Fall 2011: Foundations of Reading Instruction	\$5,750	0.0	OEO: Local Government	
15250-LX00	G. Boutte	D. Deford	Orangeburg Consolidated School District 4	OEO: EDRD R716 Sect 990 Fall 2011: Foundations of Reading Assessment	\$5,000	0.0	OEO: Local Government	
15250-LX00	G. Boutte	V. Oglan	Laurens School District 55	OEO: EDRD R600 Sect 990 Foundations of Reading Instruction Fall 2011	\$5,000	0.0	OEO: Local Government	
15250-LX00	G. Boutte	P. Jewett	Newberry County School District	OEO: EDRD R600 Sect 993 Foundations of Reading Instruction Fall 2011	\$5,000	0.0	OEO: Local Government	
15250: Instruction & Teacher Education Total					\$2,806,149			
15280-GL13	C. Barber		SC General Assembly	SC School Improvement Council 2011-2012	\$127,303	0.0	State	
15280-GL14	C. Barber		SC Education Policy Fellows Program/SC Department of Education	SC Education Policy Fellows Program 2011-12	\$5,000	0.0	State	
15280-GL15	C. Barber		SC Department of Education	SC Educational Policy Fellowship Program	\$4,000	0.0	State	
15280: SC School Improvement Council Total					\$136,303			
15290-FL16	R. Petrusis		Florence School District One/US Department of Education	Reading, Writing and Speaking about American History	\$74,400	24.0	Federal	*Subaccount under 15250 FL28

**COE Office of Grants and Contracts
Semi-Annual External Funding Report
7/1/11 - 12/31/11**

<u>Acct#</u>	<u>PI</u>	<u>Co-PI</u>	<u>Granting Agency</u>	<u>Title of the Grant</u>	<u>Funding</u>	<u>IDC %</u>	<u>Funding Type</u>	
15290-FL18	R. Petrusis		Williamsburg School District/US Department of Education	A Story to Tell: Teaching America's Past for America's Future	\$74,400	24.0	Federal	*Subaccount under 15250 FL30
15290-FL25	K. Paul		Lexington County School District Two/US Department of Education	Gifted and Talented Elementary Program Review for Lexington County School District Two	\$10,000	26.0	Federal	
15290-FL24	L. D'Amico		Winthrop University/National Science Foundation	Subaward: Winthrop Initiative for STEM Educators (WISE)	\$13,478	0.0	Federal	
15290-FA10	T. Dickenson		SC Department of Education/US Department of Education	SIMPLE, Science Inquiry through Modeling Pedagogy, Content Learning, and Evaluation 2011-12	\$25,920	8.0	Federal	*Subaccount under 15250 FA27
15290-FL14	K. Paul		Lexington County School District 5/US Department of Education	Reading, Writing and Reasoning in American History Project	\$43,400	24.0	Federal	*Subaccount under 15250 FL27
15290-GL43	T. Dickenson		SC Department of Education	Evaluation of the 2011 Summer Reading Project	\$30,300	0.0	State	*Subaccount under 15270 GL02
15290-GL44	L. D'Amico		SC Department of Education (First Steps)	Developing Community Indicators of School Readiness (SC First Steps)	\$39,758	0.0	State	*Subaccount under 15240 GL09
15290-HL01	L. D'Amico	T. Dickenson	Charlotte-Mecklenburg Board of Education	Proposal for External Evaluation Services on Charlotte-Mecklenburg Schools PK-8 Transition Project	\$43,190	26.0	Local Government	
15290: Office of Program Evaluation Total					\$354,846			
COE TOTAL					\$5,336,271			

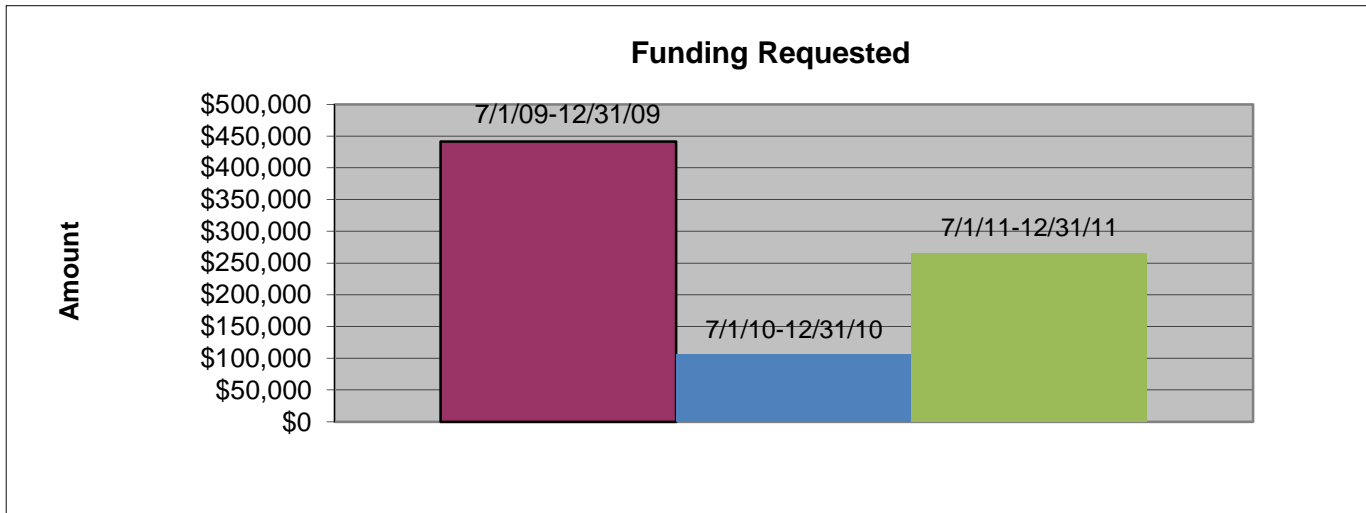
College of Education 3-year Proposal Submission Comparison

Fiscal Year	7/1/09-12/31/09	7/1/10-12/31/10	7/1/11-12/31/11
Funding Requested*	\$9,241,887	\$5,055,664	\$3,337,898
Number of Proposals Submitted	43	63	63
Average Request per Proposal	\$214,927.60	\$80,249	\$52,983
OEO Funding Requested	\$1,079,980	\$438,340	\$693,200



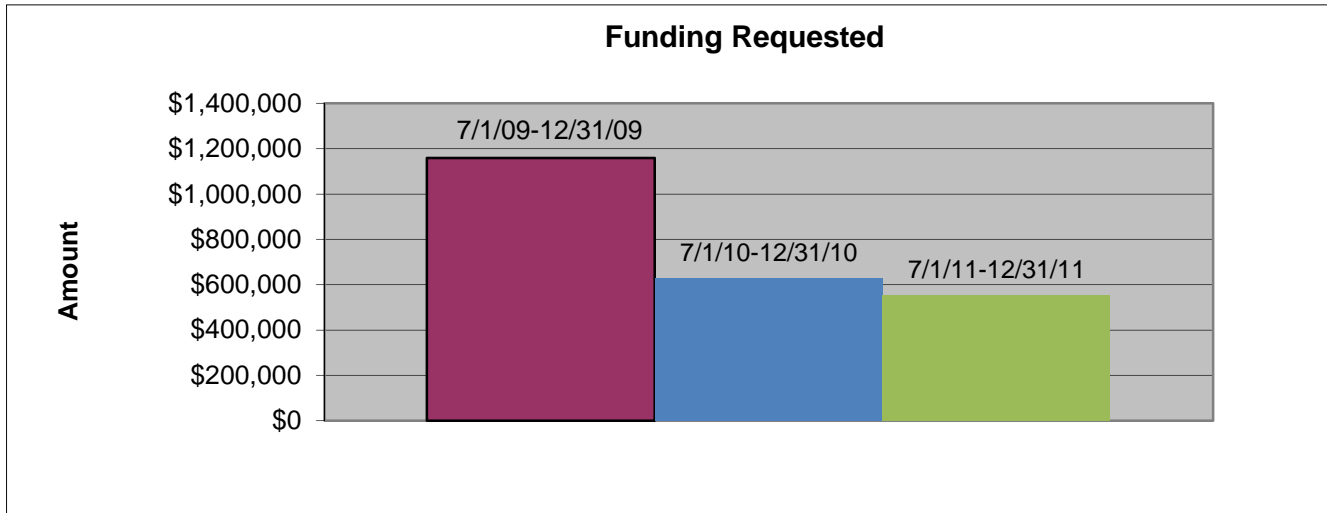
Physical Education and Athletic Training 3-Year Proposal Submission Comparison

Fiscal Year	7/1/09-12/31/09	7/1/10-12/31/10	7/1/11-12/31/11
Funding Requested	\$441,389	\$105,497	\$265,116
Number of Proposals Submitted	3	4	12
Average Request per Proposal	\$147,130	\$26,374	\$22,093
OEO Funding Requested	\$0	\$0	\$0



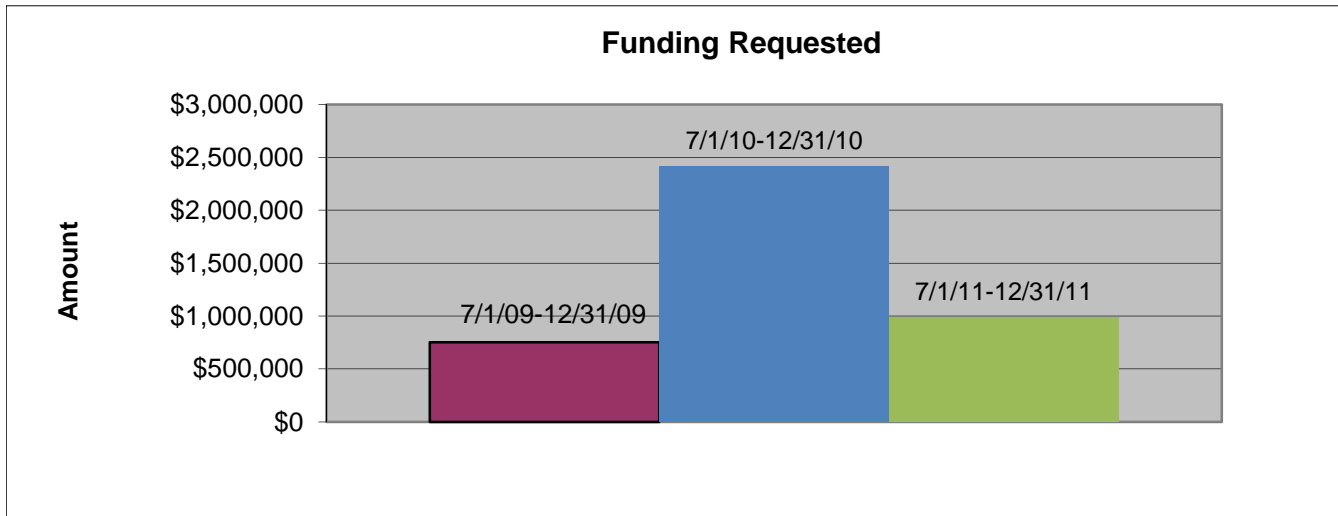
Educational Leadership and Policies 3-Year Proposal Submission Comparison

Fiscal Year	7/1/09-12/31/09	7/1/10-12/31/10	7/1/11-12/31/11
Funding Requested	\$1,159,286	\$628,431	\$553,552
Number of Proposals Submitted	7	7	7
Average Request per Proposal	\$165,612	\$89,776	\$79,079
OEO Funding Requested	\$840,000	\$232,408	\$337,708



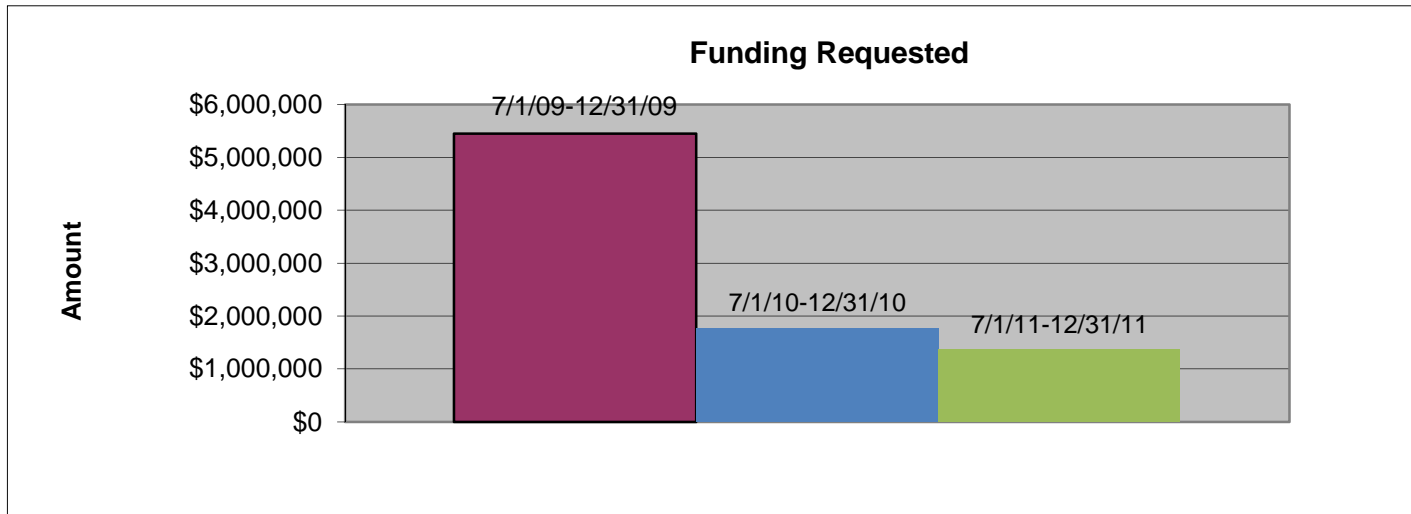
Educational Studies 3-Year Proposal Submission Comparison

Fiscal Year	7/1/09-12/31/09	7/1/10-12/31/10	7/1/11-12/31/11
Funding Requested	\$751,696	\$2,413,474	\$991,370
Number of Proposals Submitted	6	19	9
Average Request per Proposal	\$125,283	\$127,025	\$110,152
OEO Funding Requested	\$0	\$0	\$0



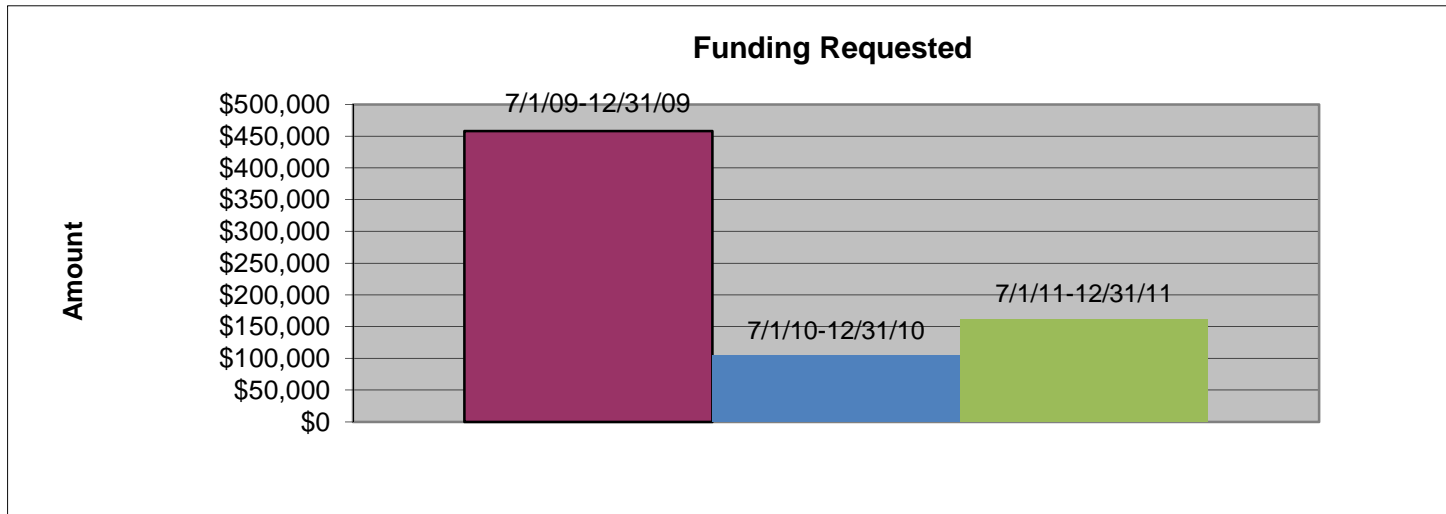
Instruction and Teacher Education 3-Year Proposal Submission Comparison

Fiscal Year	7/1/09-12/31/09	7/1/10-12/31/10	7/1/11-12/31/11
Funding Requested	\$5,445,000	\$1,769,262	\$1,362,636
Number of Proposals Submitted	20	30	29
Average Request per Proposal	\$272,250	\$58,975	\$46,987
OEO Funding Requested	\$252,423	\$146,532	\$355,492



**Office of Program Evaluation
3-Year Proposal Submission Comparison**

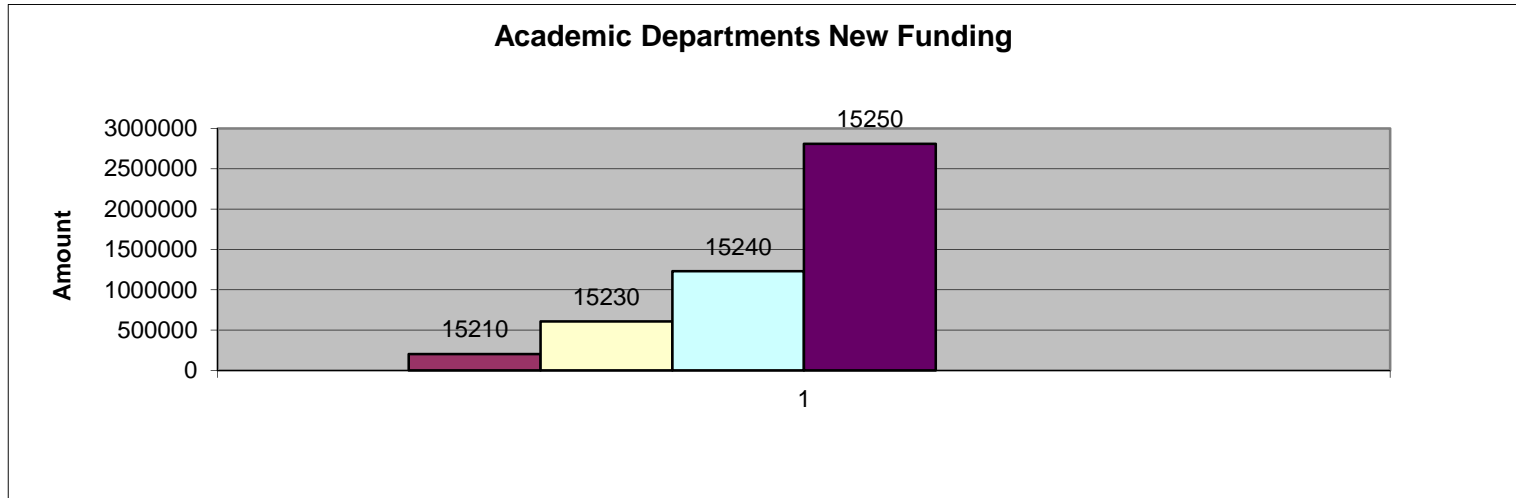
Fiscal Year	7/1/09-12/31/09	7/1/10-12/31/10	7/1/11-12/31/11
Funding Requested	\$458,163	\$104,000	\$161,224
Number of Proposals Submitted	3	2	5
Average Request per Proposal	\$152,721	\$52,000	\$32,245
OEO Funding Requested	\$0	\$0	\$0



**College of Education
Grants and Contracts New Funding
7/1/11-12/31/11**

Academic Departments

Department Name	Physical Education (15210)	Educational Leadership & Policies (15230/15270)	Educational Studies (15240)	Instruction & Teacher Education (15250)	Academic Departments Total
Funding Amount	\$203,595	\$606,116	\$1,228,512	\$2,806,149	\$4,844,372

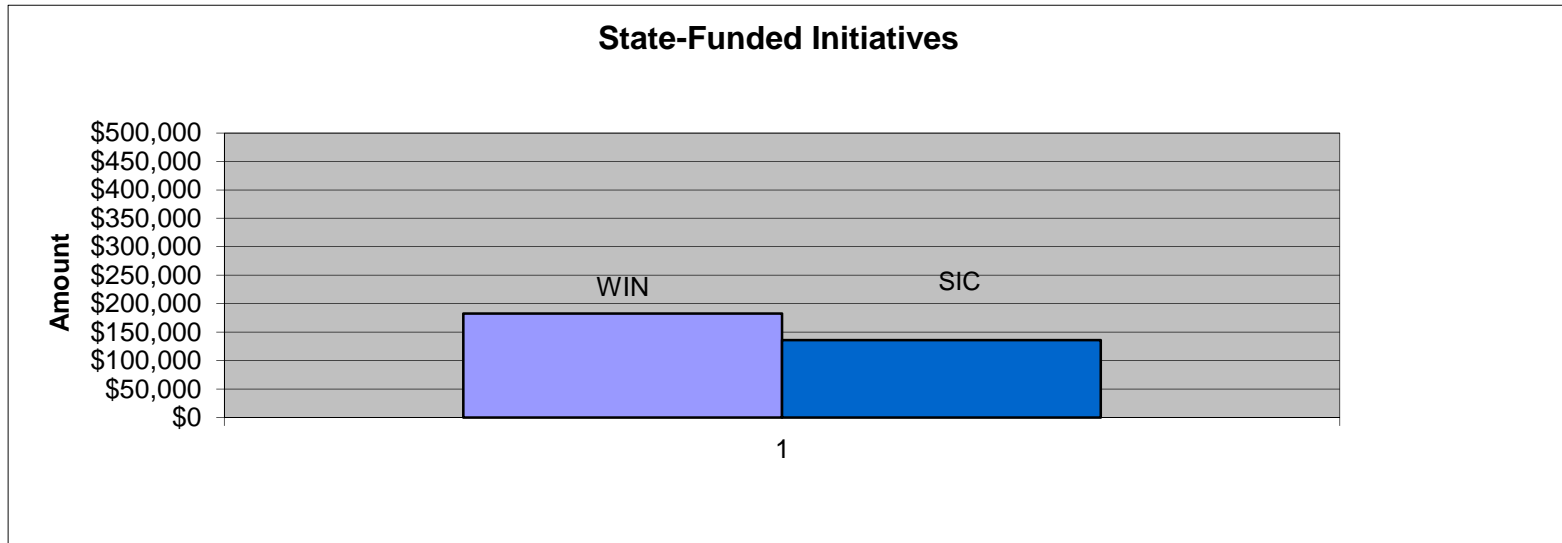


**College of Education
New Grants and Contracts Funding
7/1/11-12/31/11**

State-Funded Initiatives

Initiative Name	*Writing Improvement Network (WIN)	School Improvement Council (SIC)	State Funded Initiatives Total
Funding Amount	\$182,761	\$136,303	\$319,064

*Also included in ITE funding total

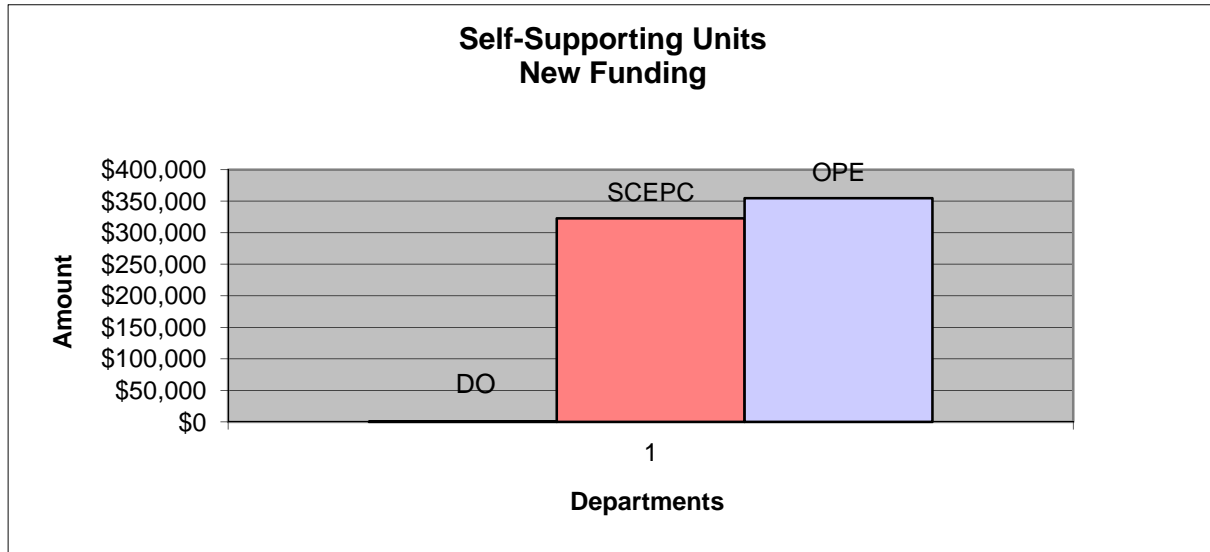


**College of Education
New Grants and Contracts Funding
7/1/11-12/31/11**

Self-Supporting and Administrative Offices

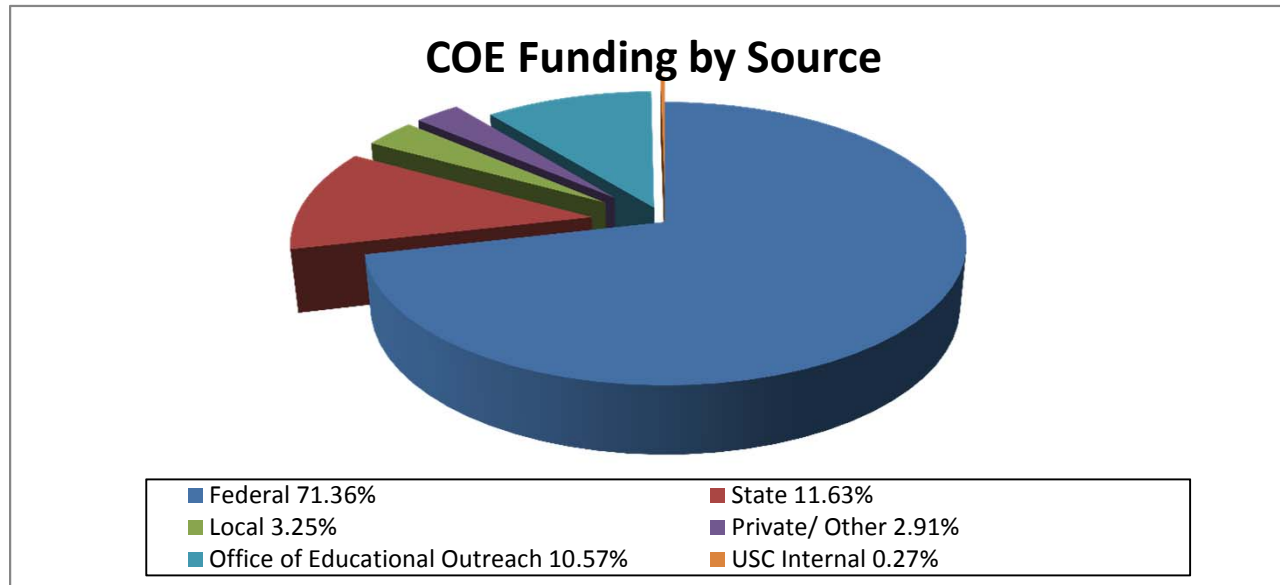
Unit	Dean's Office (DO)	*SC Educational Policy Center (SCEPC)	Office of Program Evaluation (OPE)	Self-Supporting Units Total
Funding Amount	\$750	\$322,908	\$354,846	\$678,504

*Also included in EDLP
funding total



**College of Education
Grants and Contracts by Funding Source
July 1, 2011-December 31, 2011**

Type	Federal 71.36%	State 11.63%	Local 3.25%	Private/ Other 2.91%	Office of Educational Outreach 10.57%	USC Internal 0.27%	All Sources Total
Amount	\$3,808,120	\$620,700	\$173,690	\$155,111	\$564,150	\$14,500	\$5,336,271
	71.36%	11.63%	3.25%	2.91%	10.57%	0.27%	100.00%



**Office of Grants and Contracts
Semi-Annual Report
7/1/11-12/31/11
Sponsored Project Funding Per Faculty Type**

Faculty Rank	Federal/Flow-through	Other	Private	State/State OEO	Local/Local OEO	USC Internal	Total	Amount per Faculty Member
Non Tenure-Track	\$1,631,082	\$85,300	\$38,500	\$552,780	\$150,690	\$5,000	\$2,463,352	\$91,235.26
Physical Education & Athletic Training	\$8,595	\$0	\$0	\$0	\$0	\$7,000	\$15,595	\$2,599
Professor	\$0	\$0	\$0	\$0	\$0	\$0	\$0	\$0
Associate Professor	\$0	\$0	\$0	\$0	\$0	\$0	\$0	\$0
Assistant Professor	\$8,595	\$0	\$0	\$0	\$0	\$7,000	\$15,595	\$7,798
Educational Leadership & Policies	\$0	\$0	\$0	\$0	\$232,408	\$2,500	\$234,908	\$29,364
Professor	\$0	\$0	\$0	\$0	\$232,408	\$0	\$232,408	\$116,204
Associate Professor	\$0	\$0	\$0	\$0	\$0	\$0	\$0	\$0
Assistant Professor	\$0	\$0	\$0	\$0	\$0	\$2,500	\$2,500	\$625
Educational Studies	\$1,160,592	\$0	\$0	\$67,920	\$0	\$0	\$1,228,512	\$55,841
Professor	\$348,865	\$0	\$0	\$67,920	\$0	\$0	\$416,785	\$52,098
Associate Professor	\$654,510	\$0	\$0	\$0	\$0	\$0	\$654,510	\$72,723
Assistant Professor	\$157,217	\$0	\$0	\$0	\$0	\$0	\$157,217	\$31,443
Instruction Teacher Education	\$1,007,851	\$0	\$31,311	\$7,000	\$347,742	\$0	\$1,393,904	\$49,782
Professor	\$0	\$0	\$0	\$7,000	\$347,742	\$0	\$354,742	\$59,124
Associate Professor	\$972,851	\$0	\$31,311	\$0	\$0	\$0	\$1,004,162	\$77,243
Assistant Professor	\$35,000	\$0	\$0	\$0	\$0	\$0	\$35,000	\$3,889
College Total (All units Included)	\$3,808,120	\$85,300	\$69,811	\$627,700	\$730,840	\$14,500	\$5,336,271	NA

**Office of Grants and Contracts
Semi-Annual Report
7/1/11-12/31/11**

Percentage of Unit Faculty with New Sponsored Award Funding

Department	Total Faculty by Department		Faculty with New Funding		New Funding Received		Funding Amounts	
	Number by Rank	Percentage by Rank	Number of Faculty by Rank	Percentage of Faculty by Rank	Number of Projects with New Funding	Percentage of Projects with New Funding	Dollar Amount Received	Percentage by Rank
Physical Education	10	100%	2	20%	11	100%	\$203,595	100%
Professors	1	10%	0	0%	0	0%	\$0	0%
Associate Professors	3	30%	0	0%	0	0%	\$0	0%
Assistant Professors	2	20%	1	10%	3	27%	\$15,595	8%
Clinical/Other Faculty	4	40%	1	10%	8	73%	\$188,000	92%
Educational Leadership & Policies/SC Educational Policy Center	17	100%	4	24%	7	100%	\$606,116	100%
Professors	2	12%	1	6%	1	14%	\$232,408	38%
Associate Professors	2	12%	0	0%	0	0%	\$0	0%
Assistant Professors	4	24%	1	6%	1	14%	\$2,500	0%
Clinical/Other Faculty	9	53%	2	12%	5	71%	\$371,208	61%
Educational Studies	23	100%	6	26%	10	100%	\$1,228,512	100%
Professors	8	35%	2	9%	5	50%	\$416,785	34%
Associate Professors	9	39%	3	13%	4	40%	\$654,510	53%
Assistant Professors	5	22%	1	4%	1	10%	\$157,217	13%
Clinical/Other Faculty	1	4%	0	0%	0	0%	\$0	0%
Instruction and Teacher Education	38	100%	13	34%	26	100%	\$2,806,149	100%
Professors	6	16%	3	8%	14	54%	\$354,742	13%
Associate Professors	13	34%	7	18%	8	31%	\$1,004,162	36%
Assistant Professors	9	24%	1	3%	1	4%	\$35,000	1%
Clinical/Other Faculty	10	26%	2	5%	3	12%	\$1,412,245	50%
Office of Program Evaluation	5	100%	3	60%	9	100%	\$354,846	100%
Professors (R. Johnson)	1	20%	0	0%	0	0%	\$0	0%
Associate Professors	2	40%	1	20%	4	44%	\$205,020	58%
Assistant Professors	1	20%	1	20%	2	22%	\$53,400	15%
Clinical/Other Faculty	1	20%	1	20%	3	33%	\$96,426	27%
COE TOTAL	93	100%	28	30%	63	100%	\$5,199,218	100%
Professors	18	19%	6	6%	20	32%	\$1,003,935	19%
Associate Professors	29	31%	11	12%	16	25%	\$1,863,692	36%
Assistant Professors	21	23%	5	5%	8	13%	\$263,712	5%
Clinical/Other Faculty	25	27%	6	6%	19	30%	\$2,067,879	40%

Note: These figures do not include the following dept totals:	15200	\$750
	15280	\$136,303
		\$137,053

Office of Grants and Contracts
Semi-Annual Report
7/1/11-12/31/11
Types and Percentages of Sponsored Activity

Department	All Sponsored Projects		Research Projects				Service Projects				Training Projects				OEO Contract Courses			
	Number of Projects with New Funding	New Funding Amounts	Number of Projects with New Funding	%	New Funding Amounts	Percentage of New Funding	Number of Projects with New Funding	%	New Funding Amounts	Percentage of New Funding	Number of Projects with New Funding	%	New Funding Amounts	Percentage of New Funding	Number of Projects with New Funding	%	New Funding Amounts	Percentage of New Funding
Physical Education	11	\$203,595	4	36%	\$20,595	10%	7	64%	\$183,000	90%	0	0%	\$0	0%	0	0%	\$0	0%
Professors	0	\$0	0	0%	\$0	0%	0	0%	\$0	0%	0	0%	\$0	0%	0	0%	\$0	0%
Associate Professors	0	\$0	0	0%	\$0	0%	0	0%	\$0	0%	0	0%	\$0	0%	0	0%	\$0	0%
Assistant Professors	3	\$15,595	3	27%	\$15,595	8%	0	0%	\$0	0%	0	0%	\$0	0%	0	0%	\$0	0%
Clinical/Other Faculty	8	\$188,000	1	9%	\$5,000	2%	7	64%	\$183,000	90%	0	0%	\$0	0%	0	0%	\$0	0%
Educational Leadership & Policies	7	\$606,116	3	43%	\$237,508	39%	3	43%	\$136,200	22%	0	0%	\$0	0%	1	14%	\$232,408	38%
Professors	1	\$232,408	0	0%	\$0	0%	0	0%	\$0	0%	0	0%	\$0	0%	1	14%	\$232,408	38%
Associate Professors	0	\$0	0	0%	\$0	0%	0	0%	\$0	0%	0	0%	\$0	0%	0	0%	\$0	0%
Assistant Professors	1	\$2,500	1	14%	\$2,500	0%	0	0%	\$0	0%	0	0%	\$0	0%	0	0%	\$0	0%
Clinical/Other Faculty	5	\$371,208	2	29%	\$235,008	39%	3	43%	\$136,200	22%	0	0%	\$0	0%	0	0%	\$0	0%
Educational Studies	10	\$1,228,512	2	20%	\$220,858	18%	6	60%	\$801,519	65%	2	20%	\$206,135	17%	0	0%	\$0	0%
Professors	5	\$416,785	1	10%	\$21,642	2%	4	40%	\$395,143	32%	0	0%	\$0	0%	0	0%	\$0	0%
Associate Professors	4	\$654,510	1	10%	\$199,216	16%	2	20%	\$406,376	33%	1	10%	\$48,918	4%	0	0%	\$0	0%
Assistant Professors	1	\$157,217	0	0%	\$0	0%	0	0%	\$0	0%	1	10%	\$157,217	13%	0	0%	\$0	0%
Clinical/Other Faculty	0	\$0	0	0%	\$0	0%	0	0%	\$0	0%	0	0%	\$0	0%	0	0%	\$0	0%
Instruction and Teacher Education	26	\$2,806,149	1	4%	\$274,080	10%	9	35%	\$766,562	27%	3	12%	\$1,433,765	51%	13	50%	\$331,742	12%
Professors	14	\$354,742	0	0%	\$0	0%	1	4%	\$23,000	1%	0	0%	\$0	0%	13	50%	\$331,742	12%
Associate Professors	8	\$1,004,162	1	4%	\$274,080	10%	6	23%	\$525,801	19%	1	4%	\$204,281	7%	0	0%	\$0	0%
Assistant Professors	1	\$35,000	0	0%	\$0	0%	1	4%	\$35,000	1%	0	0%	\$0	0%	0	0%	\$0	0%
Clinical/Other Faculty	3	\$1,412,245	0	0%	\$0	0%	1	4%	\$182,761	7%	2	8%	\$1,229,484	44%	0	0%	\$0	0%
Office of Program Evaluation	9	\$354,846	1	11%	\$25,920	7%	8	89%	\$328,926	93%	0	0%	\$0	0%	0	0%	\$0	0%
Professors (R. Johnson)	0	\$0	0	0%	\$0	0%	0	0%	\$0	0%	0	0%	\$0	0%	0	0%	\$0	0%
Associate Professors	4	\$205,020	1	11%	\$25,920	7%	3	33%	\$179,100	50%	0	0%	\$0	0%	0	0%	\$0	0%
Assistant Professors	2	\$53,400	0	0%	\$0	0%	2	22%	\$53,400	15%	0	0%	\$0	0%	0	0%	\$0	0%
Clinical/Other Faculty	3	\$96,426	0	0%	\$0	0%	3	33%	\$96,426	27%	0	0%	\$0	0%	0	0%	\$0	0%
COE TOTAL	63	\$5,199,218	11	17%	\$778,961	15%	33	52%	\$2,216,207	43%	5	6%	\$1,639,900	29%	14	22%	\$564,150	11%
Professors	20	\$1,003,935	1	2%	\$21,642	0%	5	8%	\$418,143	8%	0	0%	\$0	0%	14	22%	\$564,150	11%
Associate Professors	16	\$1,863,692	3	5%	\$499,216	10%	11	17%	\$1,111,277	21%	2	3%	\$253,199	5%	0	0%	\$0	0%
Assistant Professors	8	\$263,712	4	6%	\$18,095	0%	3	5%	\$88,400	2%	1	0%	\$157,217	0%	0	0%	\$0	0%
Clinical/Other Faculty	19	\$2,067,879	3	5%	\$240,008	5%	14	22%	\$598,387	12%	2	3%	\$1,229,484	24%	0	0%	\$0	0%

Note: These figures do not include the following dept totals:

15200	\$750
15280	\$136,303
	<u>\$137,053</u>