

**COE Office of Grants and Contracts
Semi-Annual External Funding Report
7/1/10 - 12/31/10**

<u>Acct#</u>	<u>PI</u>	<u>Co-PI</u>	<u>Granting Agency</u>	<u>Title of the Grant</u>	<u>Funding</u>	<u>IDC %</u>	<u>Funding Type</u>
15200-G221	B. Field		SC Center for Teacher Recruitment	Teacher Cadet Program	\$2,050	0.0	State
15200: Dean's Office Total					\$2,050		
15210-HP16	J. Mensch		Newberry County School District	GA: Daniel McAdams and John Wolf	\$39,000	0.0	Local Government
15210-LP12	J. Mensch		Hammond High School	GA: Lauren Tyler	\$18,500	0.0	Other
15210-LP11	J. Mensch		Cardinal Newman High School	GA: Erin Vines	\$18,500	0.0	Other
15210-LP10	J. Mensch		Heathwood Hall Episcopal School	GA: Jenna Charles	\$18,500	0.0	Other
15210-HP17	J. Mensch		Richland County School District One	GA: Stephanie Bingham, Garred Gogel, Rachel Sharpe, Kate Benedict, Camille Valvano	\$80,000	0.0	Local Government
15210-LP13	J. Mensch		Benedict College	GA: John Stavrinakis	\$18,500	0.0	Other
15210-FA04	J. Mensch		(Subaccount under School of Public Health grant) US Army Medical Research Acquisition Activity/US Department of Defense	Ft. Jackson Identifying Health Barriers Project: Soldier Health Promotion to Examine and Reduce Health Disparities (SHPERHD)	\$153,780	44.0	Federal
15210-FA05	T. Torres-McGehee		(Subaccount under School of Public Health grant) US Army Medical Research Acquisition Activity/US Department of Defense	Ft. Jackson Identifying Health Barriers Project: Soldier Health Promotion to Examine and Reduce Health Disparities (SHPERHD)	\$274,644	44.0	Federal
15210-KA05	T. Dompier	A. Hawkins	SC Research Foundation	MGS: Mental Toughness Adaptation of Male and Female Soldiers during Basic Combat Training	\$2,500	0.0	USC Internal
15210: Physical Education & Athletic Training Total					\$623,924		

**COE Office of Grants and Contracts
Semi-Annual External Funding Report
7/1/10 - 12/31/10**

<u>Acct#</u>	<u>PI</u>	<u>Co-PI</u>	<u>Granting Agency</u>	<u>Title of the Grant</u>	<u>Funding</u>	<u>IDC %</u>	<u>Funding Type</u>
15230-LP23	J. Bloom		Columbia College	GA: Lucy Fort, Anna Todaro, Leslie West, Whitney McWhorter	\$47,800	0.0	Other
15230-LX00	K. Chaddock		Lexington School District One	OEO: M.Ed. in Education Administration Cohort 3	\$232,408	0.0	Local Government
15230: Educational Leadership & Policies Total					\$280,208		
15240-FL06	K. Marshall	M. Yell; E. Drasgow	US Department of Education	Preparation of Leadership Personnel: Project SPEARTIP	\$197,904	8.0	Federal
15240-FA09	C. Distefano	W. Brown; F. Greer	US Department of Education	Validation of the Behavioral and Emotional Screening System for Early Identification and Intervention for Emotional and Behavioral Problems in Preschool	\$1,372,484	45.0	Federal
15240-FL04	E. Drasgow		US Department of Education	Preparation of Leadership Personnel: Project PALEEIS	\$199,505	8.0	Federal
15240-FL05	D. Gibson	M. Yell; E. Drasgow	US Department of Education	Preparing School Counselors as Related Service Providers for Children and Youth Disabilities	\$199,581	8.0	Federal
15240-FL07	W. Brown	L. D'Amico	US Department of Education	Paraprofessionals Preservice Improvement Grant	\$143,541	8.0	Federal
15240-FJ19	K. Marshall		SC Department of Education/US Department of Education	Project CREATE 2010-11	\$75,921	8.0	Federal
15240-GA14	W. Brown		SC Education Oversight Committee	Follow-up Evaluation of the Child Development Education Pilot Program (CDEPP) Preschoolers in Third Grade (2010-2011)	\$26,677	0.0	State
15240: Educational Studies Total					\$2,215,613		
15250-F421	M. Styslinger		National Writing Project Corporation/US Department of Education	Midlands Writing Project	\$46,000	0.0	Federal

COE Office of Grants and Contracts
Semi-Annual External Funding Report
7/1/10 - 12/31/10

<u>Acct#</u>	<u>PI</u>	<u>Co-PI</u>	<u>Granting Agency</u>	<u>Title of the Grant</u>	<u>Funding</u>	<u>IDC %</u>	<u>Funding Type</u>
15250-FJ39	K. Welsh	H. Knopf; A. Baum	SC Department of Social Services/US Department of Health and Human Services	South Carolina Program for Infant/Toddler Care - Infant-Toddler Specialist Network (2010-11)	\$885,430	8.0	Federal
15250-FJ40	D. Virtue	J. Wilson	SC Commission on Higher Education/US Department of Education	On-TRACK: Teaching Reading and Content Knowledge Year 4	\$132,315	8.0	Federal
15250-FL28	K. Vogler	R. Petrusis	Florence School District One/US Department of Education	Reading, Writing, and Speaking about American History	\$160,878	24.0	Federal
15250-FL30	K. Vogler	T. Dickenson	Williamsburg County School District/US Department of Education	A Story to Tell: Teaching America's Past for America's Future	\$160,878	24.0	Federal
15250-GL32	E. James		SC Department of Education/SC General Assembly	Writing Improvement Network (WIN) 2010-11	\$215,013	0.0	State
15250-FJ41	K. Welsh		SC Department of Social Services/US Department of Health and Human Services	Training and Special Events to Improve the Quality of Child Care for South Carolina Families 2010-11	\$313,062	8.0	Federal
15250-FL32	J. Yow	C. Lotter; E. Dickey; B. Ely	National Science Foundation (NSF)	University of South Carolina Science and Mathematics Teachers Initiative (USC-SMTI)	\$1,399,711	0.0	Federal
15250-FL22	J. Wilson		National Writing Project Corporation/US Department of Education	National Writing Project	\$46,000	0.0	Federal
15250-FL27	K. Vogler		Lexington School District Five/US Department of Education	Reading, Writing and Reasoning in American History	\$182,528	24.0	Federal
15250-HL03	E. Dickey		Richland School District Two	Student Assistance for RNE Afterschool Program 2010-11	\$29,700	10.0	Local Government
15250-FA25	G. Boutte		SC State University/US Department of Agriculture	The Impact of Culturally Relevant Teaching on Rural, African American Students' Achievement - SC State Subaward to USC 2010-11	\$39,279	0.0	Federal

**COE Office of Grants and Contracts
Semi-Annual External Funding Report
7/1/10 - 12/31/10**

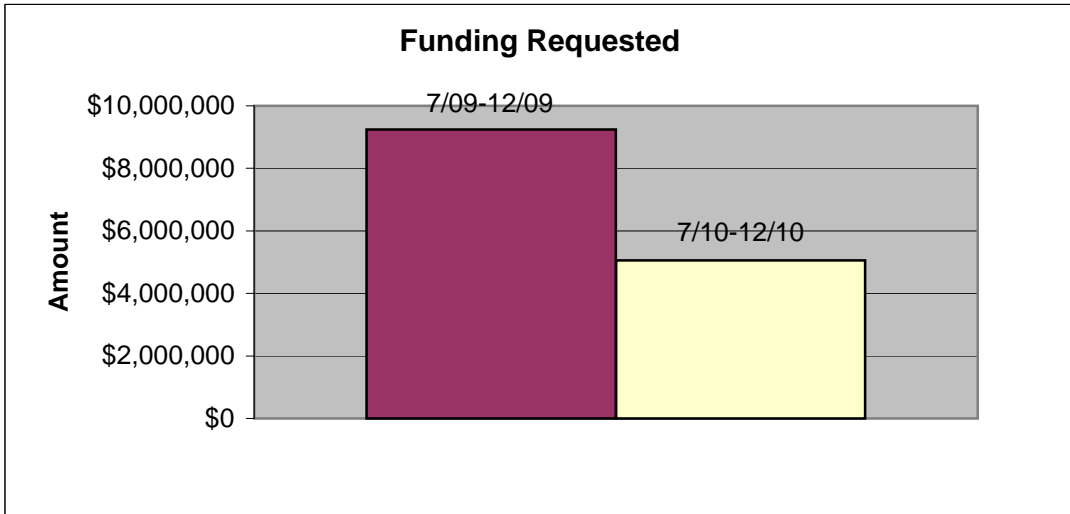
<u>Acct#</u>	<u>PI</u>	<u>Co-PI</u>	<u>Granting Agency</u>	<u>Title of the Grant</u>	<u>Funding</u>	<u>IDC %</u>	<u>Funding Type</u>
15250-GL33	G. Boutte		SC Department of Education/SC General Assembly	A Call to Action: Closing the Achievement Gap	\$2,500	0.0	State
15250-LX00	D. Stephens	D. MacPhee	Orangeburg Consolidated School District Four	OEO: EDRD R600, Foundations of Reading Instruction Sections 990, 991 and 992	\$15,000	0.0	Local Government
15250-LX00	D. Stephens	D. MacPhee	Lexington School District Two	OEO: EDRD R600, Foundations of Reading Instruction Section 993	\$5,000	0.0	Local Government
15250-LX00	D. Stephens	D. MacPhee	Lexington School District One	OEO: EDRD R600, Foundations of Reading Instruction Section 994	\$5,000	0.0	Local Government
15250-GL34	E. James		SC Department of Education	Professional Development for Palmetto Priority Schools	\$60,000	0.0	State
15250-FL34	J. Wilson		Jessheim Videregaende Skole/US Department of State	Norwegian-American Teacher Exchange 2011	\$10,000	10.0	Federal
15250: Instruction & Teacher Education Total					\$3,708,294		
15270-GA14	D. Monrad		SC General Assembly	An Investigation of Technical Issues Related to the South Carolina Accountability System 10-11	\$75,008		State
15270-GL00	D. Monrad		SC Department of Education	Professional Development-SC School Educational Policy Center	\$48,500	0.0	State
15270-FA01	D. Monrad	T. Dickenson	SC Department of Education	Supplement to Reading First Evaluation	\$27,500	0.0	State
15270-FA02	D. Monrad	R. Johnson	Richland School District Two/US Department of Education	Evaluation of Richland School District Two's International Baccalaureate Continuum	\$160,000	8.0	Federal
15270: SC Educational Policy Center Total					\$311,008		

**COE Office of Grants and Contracts
Semi-Annual External Funding Report
7/1/10 - 12/31/10**

<u>Acct#</u>	<u>PI</u>	<u>Co-PI</u>	<u>Granting Agency</u>	<u>Title of the Grant</u>	<u>Funding</u>	<u>IDC %</u>	<u>Funding Type</u>
15280-GL10	C. Barber		SC Education Policy Fellows Program Board/SC Department of Education	South Carolina Education Policy Fellows Program	\$5,000	0.0	State
15280-GL11	C. Barber		SC General Assembly	SC School Improvement Council 2010-11	\$149,768	0.0	State
15280-GL12	C. Barber		SC Department of Education	Professional Development-SC School Improvement Council	\$35,000	0.0	State
15280: SC School Improvement Council Total					\$189,768		
15290-FL14	K. Paul		Lexington School District Five/US Department of Education	Reading, Writing and Reasoning in American History	\$62,000	24.0	Federal
15290-FL16	R. Petruilis		Florence School District One/US Department of Education	Reading, Writing and Reasoning in American History	\$74,400	24.0	Federal
15290-FL18	T. Dickenson		Williamsburg County School District/US Department of Education	A Story to Tell: Teaching America's Past for America's Future	\$74,400	24.0	Federal
15290-FL20	R. Petruilis	L. D'Amico	Marion School District Two/US Department of Education	Understanding Motivation of Student Participants in a Summer Arts Enrichment Program	\$5,000	8.0	Federal
15290-FL21	R. Petruilis		National Science Foundation (NSF)	University of South Carolina Science and Mathematics Teachers Initiative (USC-SMTI)	\$50,000	0.0	Federal
15290-FA02	R. Johnson		SC Department of Education	Supplement to Reading First Evaluation	\$22,500	0.0	State
15290: Office of Program Evaluation Total					\$288,300		
COE TOTAL					\$7,619,165		

**College of Education
 Proposal Submission Comparison
 7/1/09-12/31/09 vs 7/1/10-12/31/10**

Fiscal Year	7/1/09-12/31/09	7/1/10-12/31/10
Funding Requested*	\$9,241,887	\$5,055,664
Number of Proposals Submitted	43	63
Average Request per Proposal	\$214,928	\$80,249



*** 7/1/09-12/31/09**

\$1,079,980 of funds requested were for Office of Educational Outreach courses

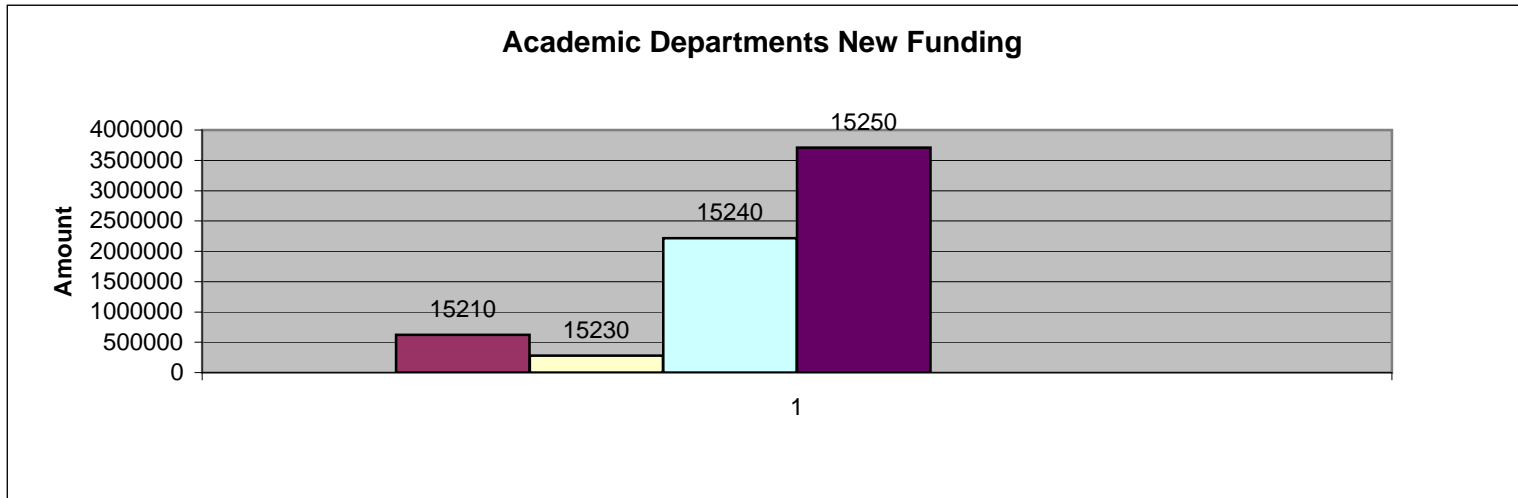
*** 7/1/10-12/31/10**

\$438,340 of total funds requested were for Office of Educational Outreach courses

**College of Education
Grants and Contracts New Funding
7/1/10-12/31/10**

Academic Departments

Department Name	Physical Education (15210)	Educational Leadership & Policies (15230)	Educational Studies (15240)	Instruction & Teacher Education (15250)	Academic Departments Total
Funding Amount	\$623,924	\$280,208	\$2,215,613	\$3,708,294	\$6,828,039

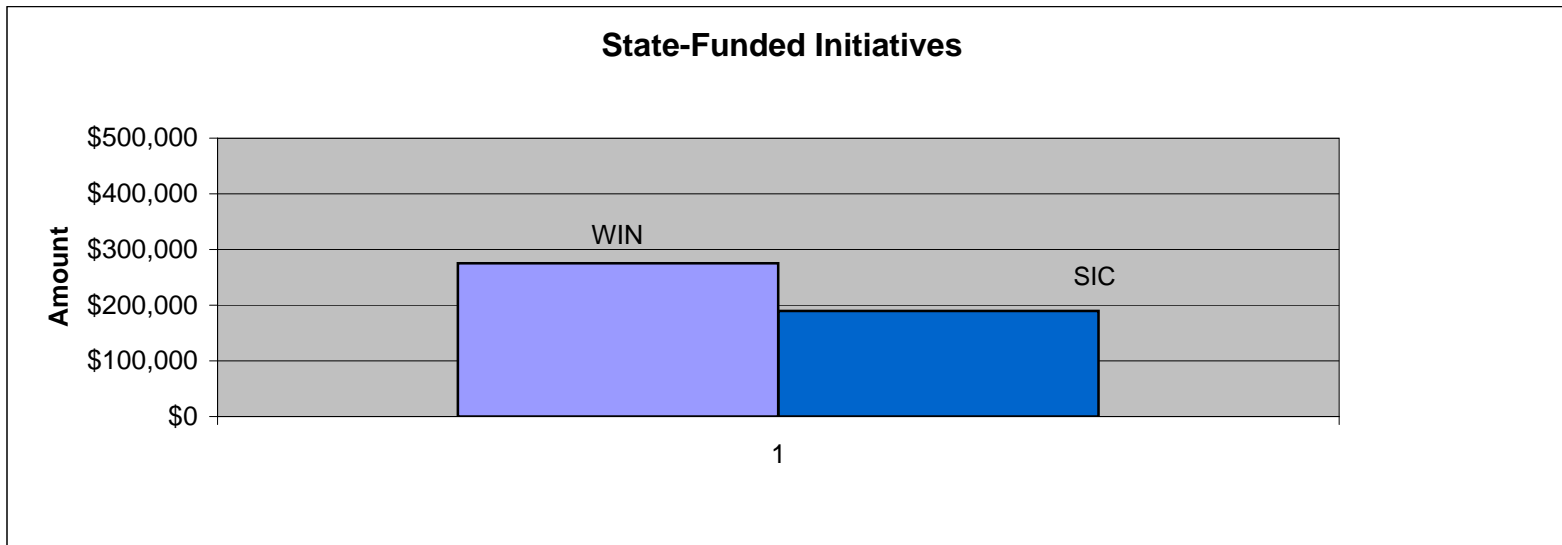


**College of Education
New Grants and Contracts Funding
7/1/10-12/31/10**

State-Funded Initiatives

Initiative Name	*Writing Improvement Network (WIN)	School Improvement Council (SIC)	State Funded Initiatives Total
Funding Amount	\$275,013	\$189,768	\$464,781

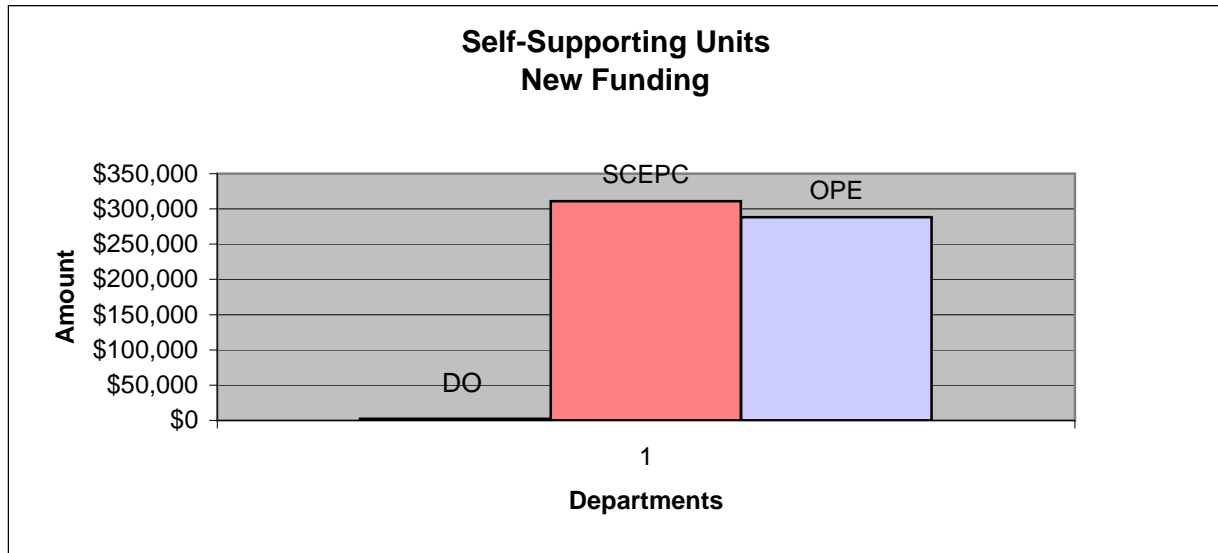
*Also included in ITE funding total



**College of Education
New Grants and Contracts Funding
7/1/10-12/31/10**

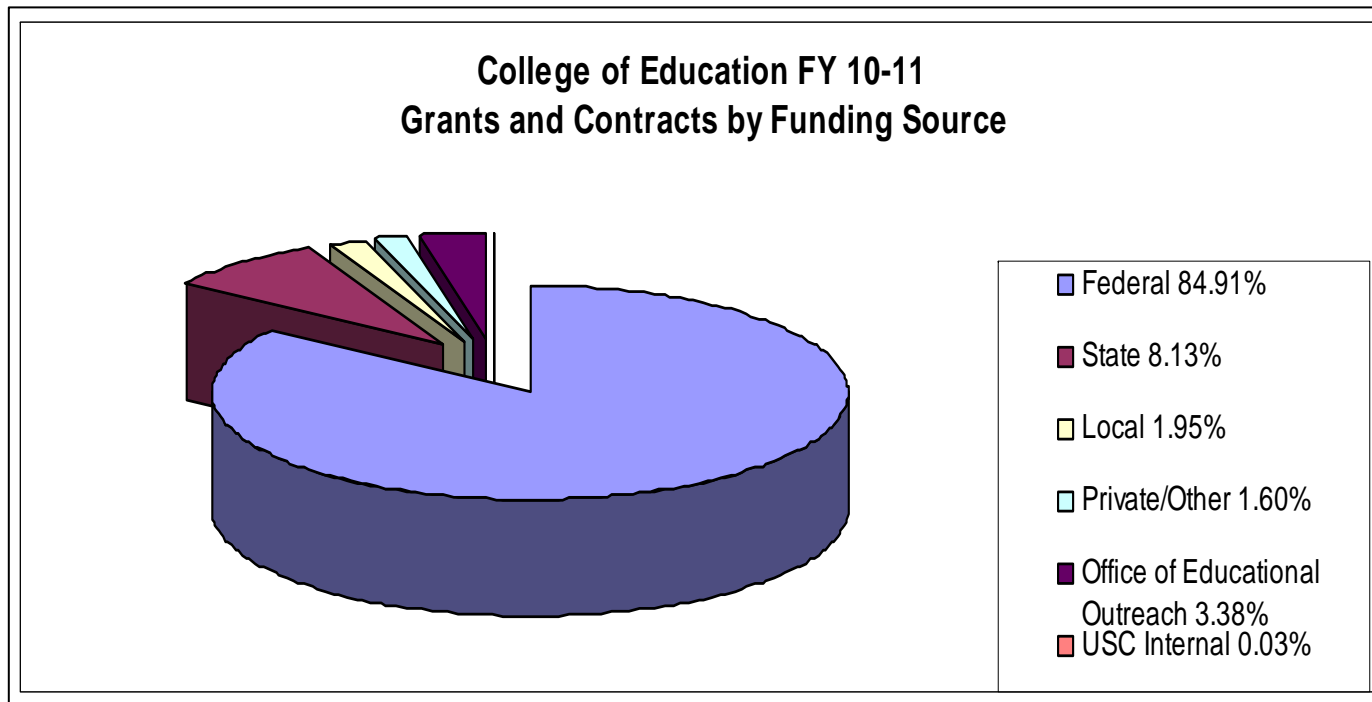
Self-Supporting and Administrative Offices

Unit	Dean's Office (DO)	SC Educational Policy Center (SCEPC)	Office of Program Evaluation (OPE)	Self-Supporting Units Total
Funding Amount	\$2,050	\$311,008	\$288,300	\$601,358



**College of Education
Grants and Contracts by Funding Source
July 1, 2010-December 31, 2010**

Type	Federal 84.91%	State 8.13%	Local 1.95%	Private/Other 1.60%	Office of Educational Outreach 3.38%	USC Internal 0.03%	All Sources Total
Amount	\$6,469,241	\$619,516	\$148,700	\$121,800	\$257,408	\$2,500	\$7,619,165



**Office of Grants and Contracts
Semi-Annual Report
7/1/10-12/31/10
Sponsored Project Funding Per Faculty Type**

	Federal/Flow-through	Other	Private	State	Local	SCRF	Total	Amount per Faculty Member
Non Tenure-Track	\$1,828,072	\$121,800	\$0	\$590,339	\$119,000	\$0	\$2,659,211	NA
Educational Leadership	\$0	\$0	\$0	\$0	\$232,408	\$0	\$232,408	\$25,823
Assistant Professor	\$0	\$0	\$0	\$0	\$0	\$0	\$0	\$0
Associate Professor	\$0	\$0	\$0	\$0	\$0	\$0	\$0	\$0
Professor	\$0	\$0	\$0	\$0	\$232,408	\$0	\$232,408	\$77,469
Educational Studies	\$2,188,936	\$0	\$0	\$26,677	\$0	\$0	\$2,215,613	\$100,710
Assistant Professor	\$0	\$0	\$0	\$0	\$0	\$0	\$0	\$0
Associate Professor	\$1,845,890	\$0	\$0	\$0	\$0	\$0	\$1,845,890	\$205,099
Professor	\$343,046	\$0	\$0	\$26,677	\$0	\$0	\$369,723	\$46,215
Instruction Teacher Education	\$2,177,589	\$0	\$0	\$2,500	\$54,700	\$0	\$2,234,789	\$74,493
Assistant Professor	\$1,463,271	\$0	\$0	\$0	\$0	\$0	\$1,463,271	\$133,025
Associate Professor	\$675,039	\$0	\$0	\$0	\$0	\$0	\$675,039	\$51,926
Professor	\$39,279	\$0	\$0	\$2,500	\$54,700	\$0	\$96,479	\$16,080
Physical Education	\$274,644	\$0	\$0	\$0	\$0	\$2,500	\$277,144	\$34,643
Assistant Professor	\$274,644	\$0	\$0	\$0	\$0	\$2,500	\$277,144	\$69,286
Associate Professor	\$0	\$0	\$0	\$0	\$0	\$0	\$0	\$0
Professor	\$0	\$0	\$0	\$0	\$0	\$0	\$0	\$0
College Total (All units Included)	\$6,469,241	\$121,800	\$0	\$619,516	\$406,108	\$2,500	\$7,619,165	NA

**Office of Grants and Contracts
Semi-Annual Report
7/1/10-12/31/10**

Percentage of Unit Faculty with New Sponsored Award Funding

Department	Total Faculty by Department		Faculty with New Funding		New Funding Received		Funding Amounts	
	Number by Rank	Percentage by Rank	Number of Faculty by Rank	Percentage of Faculty by Rank	Number of Projects with New Funding	Percentage of Projects with New Funding	Dollar Amount Received	Percentage by Rank
Physical Education	12	100%	3	25%	9	100%	\$623,924	100%
Professors	1	8%	0	0%	0	0%	\$0	0%
Associate Professors	3	25%	0	0%	0	0%	\$0	0%
Assistant Professors	4	33%	2	17%	2	22%	\$277,144	44%
Clinical/Other Faculty	4	33%	1	8%	7	78%	\$346,780	56%
Educational Leadership & Policies	17	100%	2	12%	2	100%	\$280,208	100%
Professors	3	18%	1	6%	1	50%	\$232,408	83%
Associate Professors	3	18%	0	0%	0	0%	\$0	0%
Assistant Professors	3	18%	0	0%	0	0%	\$0	0%
Clinical/Other Faculty	8	47%	1	6%	1	50%	\$47,800	17%
Educational Studies	24	100%	5	21%	7	100%	\$2,215,613	100%
Professors	8	33%	2	8%	3	43%	\$369,723	17%
Associate Professors	9	38%	3	13%	4	57%	\$1,845,890	83%
Assistant Professors	5	21%	0	0%	0	0%	\$0	0%
Clinical/Other Faculty	2	8%	0	0%	0	0%	\$0	0%
Instruction and Teacher Education	41	100%	10	24%	18	100%	\$3,708,294	100%
Professors	6	15%	3	7%	6	33%	\$96,479	3%
Associate Professors	13	32%	3	7%	7	39%	\$1,881,091	51%
Assistant Professors	11	27%	2	5%	3	17%	\$1,455,711	39%
Clinical/Other Faculty	11	27%	2	5%	2	11%	\$275,013	7%
Office of Program Evaluation	4	50%	4	125%	6	100%	\$288,300	100%
Professors (R. Johnson)	1	25%	1	25%	1	17%	\$22,500	8%
Associate Professors	2	50%	2	50%	4	67%	\$203,800	71%
Assistant Professors	1	25%	1	50%	1	17%	\$62,000	22%
COE TOTAL	98	100%	24	24%	42	100%	\$7,116,339	100%
Professors	19	19%	7	7%	11	26%	\$721,110	10%
Associate Professors	30	31%	8	8%	15	36%	\$3,930,781	55%
Assistant Professors	24	24%	5	5%	6	14%	\$1,794,855	25%
Clinical/Other Faculty	25	26%	4	4%	10	24%	\$669,593	9%

Note: These figures do not include the following dept totals:

15200	\$2,050
15270	\$311,008
15280	\$189,768
	<u>\$502,826</u>

Office of Grants and Contracts
Semi-Annual Report
7/1/10-12/31/10
Types and Percentages of Sponsored Activity

Department	All Sponsored Projects		Research Projects				Service Projects				Training Projects				OEO Contract Courses			
	Number of Projects with New Funding	New Funding Amounts	Number of Projects with New Funding	%	New Funding Amounts	Percentage of New Funding	Number of Projects with New Funding	%	New Funding Amounts	Percentage of New Funding	Number of Projects with New Funding	%	New Funding Amounts	Percentage of New Funding	Number of Projects with New Funding	%	New Funding Amounts	Percentage of New Funding
Physical Education	9	\$623,924	3	33%	\$430,924	69%	6	67%	\$193,000	31%	0	0%	\$0	0%	0	0%	\$0	0%
Professors	0	\$0	0	0%	\$0	0%	0	0%	\$0	0%	0	0%	\$0	0%	0	0%	\$0	0%
Associate Professors	0	\$0	0	0%	\$0	0%	0	0%	\$0	0%	0	0%	\$0	0%	0	0%	\$0	0%
Assistant Professors	2	\$277,144	2	22%	\$277,144	44%	0	0%	\$0	0%	0	0%	\$0	0%	0	0%	\$0	0%
Clinical/Other Faculty	7	\$346,780	1	11%	\$153,780	25%	6	67%	\$193,000	31%	0	0%	\$0	0%	0	0%	\$0	0%
Educational Leadership & Policies	2	\$280,208	0	0%	\$0	0%	1	50%	\$47,800	17%	0	0%	\$0	0%	1	50%	\$232,408	83%
Professors	1	\$232,408	0	0%	\$0	0%	0	0%	\$0	0%	0	0%	\$0	0%	1	50%	\$232,408	83%
Associate Professors	0	\$0	0	0%	\$0	0%	0	0%	\$0	0%	0	0%	\$0	0%	0	0%	\$0	0%
Assistant Professors	0	\$0	0	0%	\$0	0%	0	0%	\$0	0%	0	0%	\$0	0%	0	0%	\$0	0%
Clinical/Other Faculty	1	\$47,800	0	0%	\$0	0%	1	50%	\$47,800	17%	0	0%	\$0	0%	0	0%	\$0	0%
Educational Studies	7	\$2,215,613	2	29%	\$1,399,161	63%	4	57%	\$740,531	33%	1	14%	\$75,921	3%	0	0%	\$0	0%
Professors	3	\$369,723	1	14%	\$26,677	1%	2	29%	\$343,046	15%	0	0%	\$0	0%	0	0%	\$0	0%
Associate Professors	4	\$1,845,890	1	14%	\$1,372,484	62%	2	29%	\$397,485	18%	1	14%	\$75,921	3%	0	0%	\$0	0%
Assistant Professors	0	\$0	0	0%	\$0	0%	0	0%	\$0	0%	0	0%	\$0	0%	0	0%	\$0	0%
Clinical/Other Faculty	0	\$0	0	0%	\$0	0%	0	0%	\$0	0%	0	0%	\$0	0%	0	0%	\$0	0%
Instruction and Teacher Education	18	\$3,708,294	1	6%	\$39,279	1%	11	61%	\$2,313,208	62%	3	17%	\$1,330,807	36%	3	17%	\$25,000	1%
Professors	6	\$96,479	1	6%	\$39,279	1%	2	11%	\$32,200	1%	0	0%	\$0	0%	3	17%	\$25,000	1%
Associate Professors	7	\$1,881,091	0	0%	\$0	0%	4	22%	\$550,284	15%	3	17%	\$1,330,807	36%	0	0%	\$0	0%
Assistant Professors	3	\$1,455,711	0	0%	\$0	0%	3	17%	\$1,455,711	39%	0	0%	\$0	0%	0	0%	\$0	0%
Clinical/Other Faculty	2	\$275,013	0	0%	\$0	0%	2	11%	\$275,013	7%	0	0%	\$0	0%	0	0%	\$0	0%
Office of Program Evaluation	6	\$288,300	1	17%	\$22,500	8%	5	83%	\$265,800	92%	0	0%	\$0	0%	0	0%	\$0	0%
Professors (R. Johnson)	1	\$22,500	1	17%	\$22,500	8%	0	0%	\$0	0%	0	0%	\$0	0%	0	0%	\$0	0%
Associate Professors	4	\$203,800	0	0%	\$0	0%	4	67%	\$203,800	71%	0	0%	\$0	0%	0	0%	\$0	0%
Assistant Professors	1	\$62,000	0	0%	\$0	0%	1	17%	\$62,000	22%	0	0%	\$0	0%	0	0%	\$0	0%
COE TOTAL	42	\$7,116,339	7	17%	\$1,891,864	27%	27	64%	\$3,560,339	50%	4	10%	\$1,406,728	20%	4	10%	\$257,408	4%
Professors	11	\$721,110	3	7%	\$88,456	1%	4	10%	\$375,246	5%	0	0%	\$0	0%	4	10%	\$257,408	4%
Associate Professors	15	\$3,930,781	1	2%	\$1,372,484	19%	10	24%	\$1,151,569	16%	4	10%	\$1,406,728	20%	0	0%	\$0	0%
Assistant Professors	6	\$1,794,855	2	5%	\$277,144	4%	4	10%	\$1,517,711	21%	0	0%	\$0	0%	0	0%	\$0	0%
Clinical/Other Faculty	10	\$669,593	1	2%	\$153,780	2%	9	21%	\$515,813	7%	0	0%	\$0	0%	0	0%	\$0	0%

Note: These figures do not include the following dept totals:

15200	\$2,050
15270	\$311,008
15280	\$189,768
	<u>\$502,826</u>